



COMPRAR
TOLDOS.COM

www.comprartoldos.com
info@comprartoldos.com

Ficha técnica

somfy®

TaHoma® switch






Smart control to centralise & connect your home
















Centralise & control your home in one touch	Launch your 2 favorite scenes from the buttons
Connect your home equipment	<ul style="list-style-type: none">• Shutters & blinds• Terrace & awnings• Gates, garage doors• Lights & plugs• Camera & alarms• Heating & thermostat• Music And many more possibilities, with equipment from Somfy and partner brands
Make your life easy with TaHoma application too!	<ul style="list-style-type: none">• Easily connect & centralise your home equipment• Create your customised scenes for TaHoma switch buttons (and more)• Control your home from the app too, or by voice when adding a voice assistant* <p><small>*: Requires an additional voice assistant (availability depending on countries)</small></p>



Installation

<p>1/ Download <u>TaHoma</u> app</p>	
<p>2/ Follow instructions in the app to power TaHoma switch</p>	
<p>3/ Follow instructions in the app</p> <ul style="list-style-type: none"> • to activate your account • to connect to the Internet • to pair equipment & configure the app 	

Compatibility

<p>Mobile application</p>	 <p>TaHoma new version to be launched for TaHoma switch</p>  	
<p>Protocols</p>	   	<p>WiFi</p>
<p>Partner brands</p>	    	
<p>Voice assistant</p>	  	

Technical Specifications

Element	TaHoma switch
Protocols/Frequency <i>Frequency bands and Maximum power used</i>	<p>io - 2 ways (868-870 MHz) <i>io-homecontrol® tri-band two-way, with LBT (Listen Before Talk)</i></p> <ul style="list-style-type: none"> • 868.000 MHz - 868.600 MHz - ERP <25 mW • 868.700 MHz - 869.200 MHz - ERP <25 mW • 869.700 MHz - 870.000 MHz - ERP <25 mW <p>RTS (433Mhz)</p> <ul style="list-style-type: none"> • 433.050 MHz - 434.790 MHz - ERP <10 mW <p>Zigbee 3.0 (2.4Ghz)</p> <ul style="list-style-type: none"> • IEEE 802.15.4-2011 2.4000-2.4835 GHz – ERP < 100mW <p>Wi-Fi (2.4Ghz) IEEE 802.11bgn</p> <ul style="list-style-type: none"> • 2.4000 GHz - 2.4845 GHz -ERP < 100 mW
Dimensions (lxPxh)	162 x 67 x 35 mm
Weight	213gr
Power	5VDC / 1000mA Power supply 110/230V- 50/60 Hz (C/G Type compliant)
Consumption	0,1 A (nominal)
Connector	1x Micro-USB (power only)
Operating ambient temperature	+0°C to +40°C / IP 20
Color	White, Grey, Yellow
Usable Max Altitude	2 000 m
Others	LED (Red/Green/Blue/White) “Prog” button “Sync” button “Start SCENE 1 & 2” button “Stop SCENE” button
In the box	TaHoma switch 1x USB power adapter 1x USB Power cable 1x Product Leaflet 1x Legal Security notice 1 x Onboarding sticker

Functional Specifications

- Theoretical data given as information only.
- Actual functioning depends on a combination of each element, based on your solution and home equipment.

Max equipment (all protocols): 200

Equipment	Max
<u>Local</u>	
IO equipment	120 (tbc)
RTS equipment	50
Zigbee equipment	45
<u>Cloud to cloud</u>	
Somfy Protect (alarms & cameras)	1 account <small>(number of devices depends on Somfy Protect limitations)</small>
Somfy Connected doorlock	1 account <small>(number of devices depends on Connected doorlock limitations)</small>
Somfy Connected thermostat	1 account <small>(number of devices depends on Connected thermostat limitations)</small>
<u>IP</u>	
Philips HUE	1 bridge <small>(50 lamps) (tbc)</small>
<u>Other</u>	
Scene launcher	2

Functions	Max
Manual scene	40
Planned Scene	20
Advanced Scene	20

Other	Max
Push alerts	Unlimited Up to 10 phones
Dashboard depth	100 events

